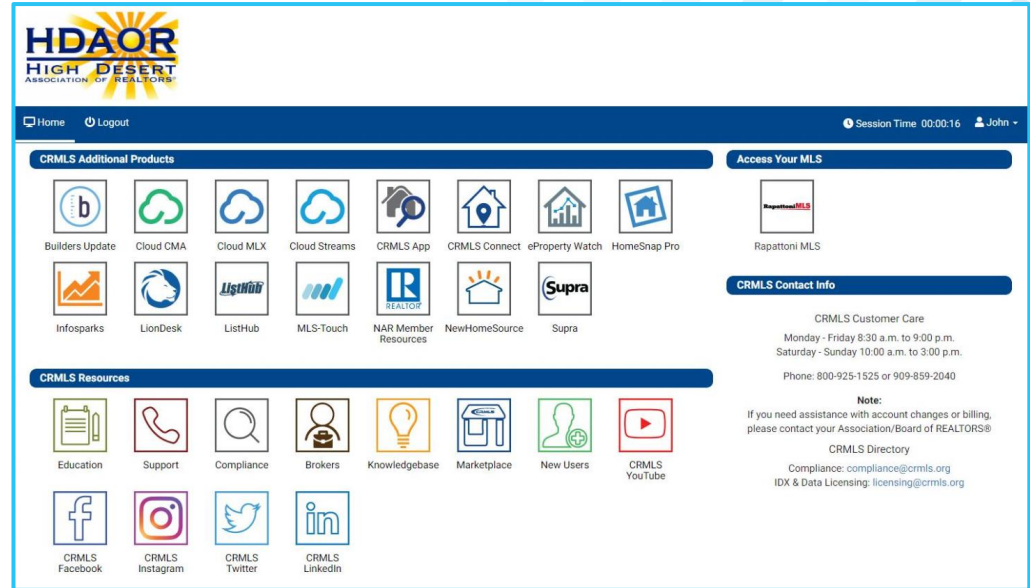


Introducing... The High Desert AOR Dashboard



What is the High Desert AOR Dashboard?

The hub for all CRMLS products and services - available to you at no additional cost.



What is the High Desert AOR Dashboard?

- One simple, easy-to-use interface
- To make this process as easy as possible, you can access most products in one click through SSO (Single Sign-On).
- You can still access additional products directly through Rapattoni like you currently do. These products aren't replacing anything –we're just adding more, at no additional cost, and in one central location.

How to Login

LOGIN = **HDXXXXXX**

(make sure to the prefix **HD**
to your current user ID)

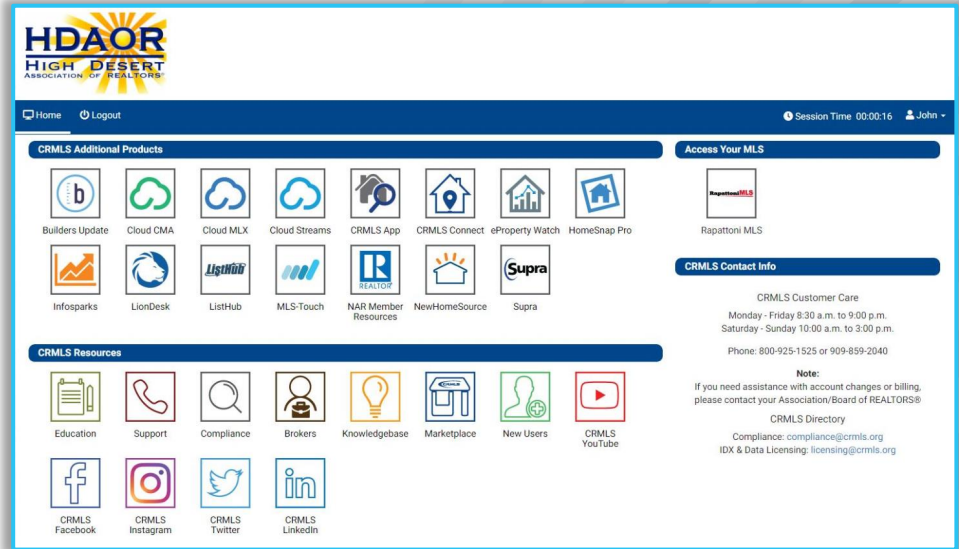
PASSWORD =

will come from

no-reply@crmls.org

and include the subject


line: **CRMLS Temporary Password**



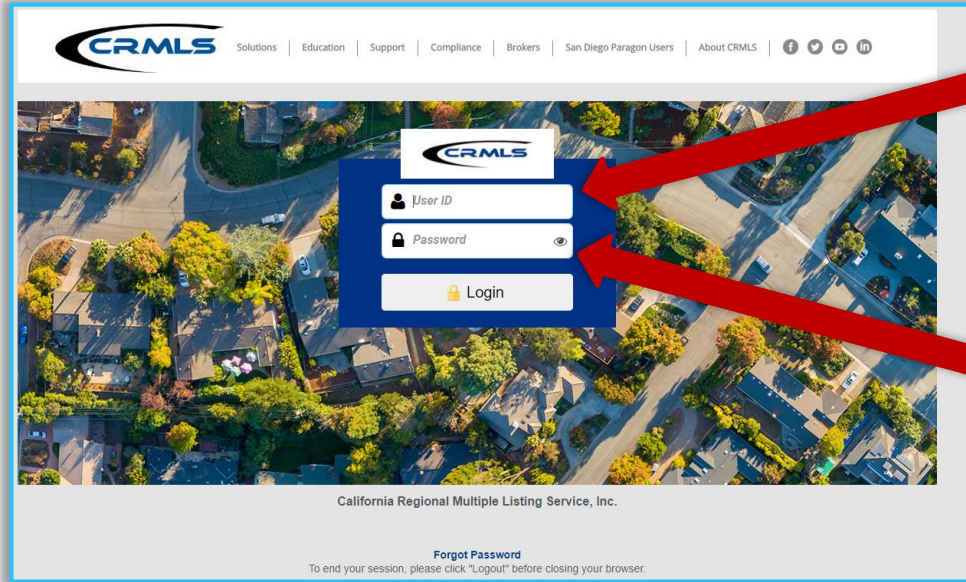
You will receive an email titled “CRMLS Temporary Password” from no-reply@crmls.org with instructions.

Example: 2carealtor

How to login



How to login (cont.)



The screenshot shows the CRMLS login interface. At the top is the CRMLS logo and a navigation menu with links: Solutions, Education, Support, Compliance, Brokers, San Diego Paragon Users, and About CRMLS. Below the navigation is a social media bar with icons for Facebook, Twitter, YouTube, and LinkedIn. The main content area features a large aerial photograph of a suburban neighborhood. Overlaid on this is a dark blue login box containing the CRMLS logo, a 'User ID' input field with a person icon, a 'Password' input field with a lock icon and an eye icon for toggling visibility, and a 'Login' button with a lock icon. Two red arrows point from the right side of the slide to the 'User ID' and 'Password' fields respectively. At the bottom of the page, the text 'California Regional Multiple Listing Service, Inc.' is displayed, followed by a 'Forgot Password' link and a footer note: 'To end your session, please click "Logout" before closing your browser.'

This will be:

HDXXXXXX

This will be the temporary password you received in the email from

no-reply@crmls.org

Read and accept the EULA

CRMLS Enrollment Agreement

End User License Agreement

AGREEMENT BETWEEN USER (herein referred to as "YOU," "YOUR," and "USER") AND CALIFORNIA REGIONAL MULTIPLE LISTING SERVICE, INC. (herein referred to as "CRMLS" or "COMPANY")

THESE TERMS AND CONDITIONS GOVERN YOUR USE OF THE MLS AND BY CLICKING ON THE "I AGREE" BUTTON AT THE END OF THIS DOCUMENT, YOU EXPRESSLY AGREE TO THESE TERMS AND CONDITIONS, EVEN IF YOU HAVE NOT READ THE ENTIRE AGREEMENT. IF YOU DO NOT AGREE WITH THESE TERMS AND CONDITIONS, YOU SHOULD NOT PROCEED ANY FURTHER AND YOU SHOULD NOT CLICK ON THE "I AGREE" BUTTON AT THE END OF THIS DOCUMENT.

Agreement/Eula Version: 1.0.2
User IP: 23.243.123.187
Date Stamp: Jun 10, 2021, 11:03:00 AM

Type here

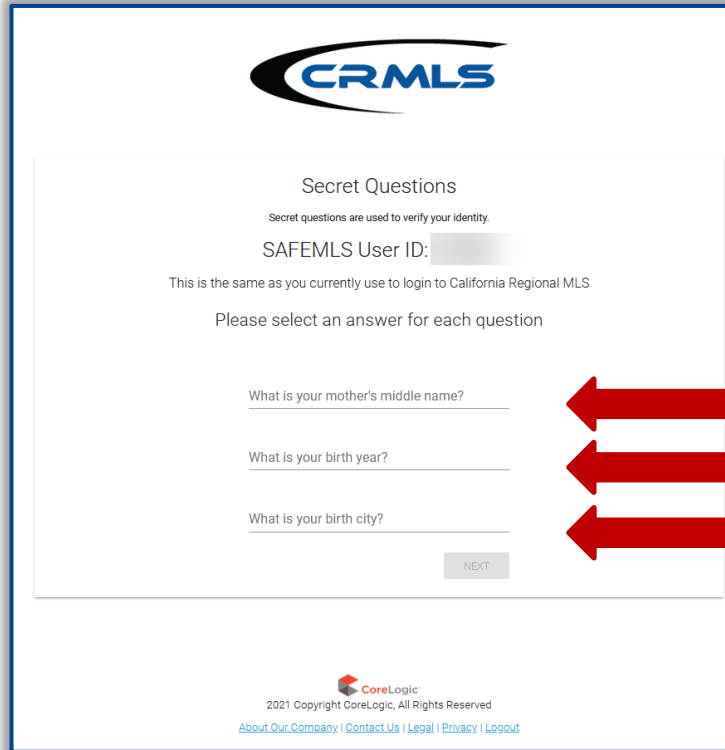
You must type your name and click agree.


AGREE

Printer Friendly

**Sign the CRMLS
Enrollment Agreement
by typing your name.**

Getting Started – Secret Questions





Secret Questions

Secret questions are used to verify your identity.

SAFEMLS User ID:


This is the same as you currently use to login to California Regional MLS

Please select an answer for each question

What is your mother's middle name?

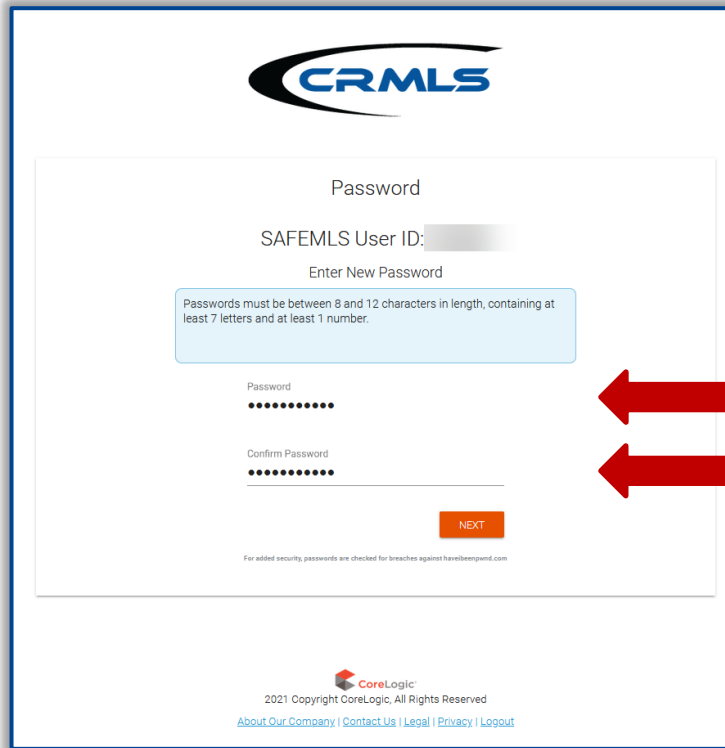
What is your birth year?

What is your birth city?


2021 Copyright CoreLogic, All Rights Reserved
[About Our Company](#) | [Contact Us](#) | [Legal](#) | [Privacy](#) | [Logout](#)

Set your SECRET QUESTIONS

Create New Password




The screenshot shows the CRMLS Password creation interface. At the top is the CRMLS logo. Below it, the text "Password" is displayed. The "SAFEMLS User ID:" field is partially obscured by a grey box. The "Enter New Password" section contains a blue box with the password requirements: "Passwords must be between 8 and 12 characters in length, containing at least 7 letters and at least 1 number." Below this, there are two password input fields: "Password" and "Confirm Password", both showing masked characters (dots). A red arrow points from the "Password" field to the text "Create a NEW PASSWORD" on the right. Another red arrow points from the "Confirm Password" field to the text "Must be between 8 and 12 characters in length, containing at least 7 letters and at least 1 number." on the right. At the bottom of the form is an orange "NEXT" button. Below the button, a small note states: "For added security, passwords are checked for breaches against haveibeenpwned.com". At the very bottom, the CoreLogic logo is displayed, followed by the copyright notice "2021 Copyright CoreLogic, All Rights Reserved" and a row of links: "About Our Company | Contact Us | Legal | Privacy | Logout".

Create a NEW PASSWORD


Must be between 8 and 12 characters in length, containing at least 7 letters and at least 1 number.

Getting Started – Confirmation



To access the new dashboard,
click **CALIFORNIA
REGIONAL MLS**
















Welcome to your dashboard















Home | Logout

Session Time 00:00


CRMLS Additional Products

 Builders Update	 Cloud CMA	 Cloud MLX	 Cloud Streams	 CRMLS App	 CRMLS Connect	 eProperty Watch	 HomeSnap Pro
 Infosparks	 LionDesk	 ListHub	 MLS-Touch	 NAR Member Resources	 NewHomeSource	 Supra	

CRMLS Resources

 Education	 Support	 Compliance	 Brokers	 Knowledgebase	 Marketplace	 New Users	 CRMLS YouTube	
 CRMLS Facebook	 CRMLS Instagram	 CRMLS Twitter	 CRMLS LinkedIn					

Access Your MLS


Rapattoni MLS

CRMLS Contact Info

CRMLS Customer Care
Monday - Friday 8:30 a.m. to 9:00 p.m.
Saturday - Sunday 10:00 a.m. to 3:00 p.m.
Phone: 800-925-1525 or 909-859-2040

Note:
If you need assistance with account changes or billing, please contact your Association/Board of REALTORS®

CRMLS Directory
Compliance: compliance@crmls.org
IDX & Data Licensing: licensing@crmls.org

Dashboard Products

NOTE: You **DO** **NOT** need to use the prefix HD when logging into Rapattoni from the new dashboard.

Support

Important Contact Information

- **CRMLS Support: 800-925-1525**
- **HDAOR: 760-244-8841**
- **High Desert AOR Resource Center**
(click on “Product Solutions” to explore all products and resources on your new dashboard)

